

VIETNAM NATIONAL AVIATION INSURANCE CORPORATION
(Incorporated in the Socialist Republic of Vietnam)



AUDITED FINANCIAL STATEMENTS

For the year ended 31 December 2024

TABLE OF CONTENTS

<u>CONTENTS</u>	<u>PAGE(S)</u>
STATEMENT OF THE BOARD OF MANAGEMENT	1 - 2
INDEPENDENT AUDITORS' REPORT	3 - 4
BALANCE SHEET	5 - 7
INCOME STATEMENT	8 - 10
CASH FLOW STATEMENT	11
NOTES TO THE FINANCIAL STATEMENTS	12 - 44



VIETNAM NATIONAL AVIATION INSURANCE CORPORATION

25th Floor, Vinacomin Building, No. 3 Duong Dinh Nghe,
Yen Hoa Ward, Cau Giay District, Hanoi

STATEMENT OF THE BOARD OF MANAGEMENT

The Board of Management of Vietnam National Aviation Insurance Corporation (the "Corporation") presents this report together with the Corporation's financial statements for the year ended 31 December 2024.

THE BOARD OF DIRECTORS, THE BOARD OF MANAGEMENT AND SUPERVISORY BOARD

The members of the Board of Directors, the Board of Management and Supervisory Board of the Corporation during the year and to the date of this report are as follows:

Board of Directors

Mr. Le Tuan Dung	Chairman (appointed on 23 May 2024)
Ms. Le Thi Ha Thanh	Vice Chairwoman (appointed on 25 April 2024, resigned on 06 September 2024) Chairwoman (resigned on 25 April 2024)
Mr. Nghiem Xuan Thai	Member (appointed on 25 April 2024)
Mr. Kim Jong Uk	Member (appointed on 25 April 2024)
Ms. Nguyen Dieu Trinh	Member (resigned on 25 April 2024, reappointed on 06 September 2024)
Mr. Nguyen Thanh Quang	Vice president (resigned on 16 March 2024)
Mr. Tran Sy Tien	Member (resigned on 25 April 2024)
Ms. Nguyen Quynh Trang	Member (resigned on 25 April 2024)

Board of Managements

Mr. Nghiem Xuan Thai	General Director (appointed on 20 April 2024) Executive Deputy General Director (from 16 March 2024 to 19 April 2024)
Mr. Nguyen Thanh Quang	General Director (resigned on 16 March 2024)
Mr. Pham Huy Khiem	Deputy General Director (appointed on 15 March 2024)
Ms. Tao Thi Thanh Hoa	Deputy General Manager
Mr. Ngo Hong Khoa	Deputy General Manager
Mr. Le Manh Cuong	Deputy General Manager

Supervisory Board

Ms. Cao Thu Hien	Head of Supervisory Board (appointed on 25 April 2024)
Ms. Nguyen Thi Thu Huyen	Member (appointed on 25 April 2024) Head of Supervisory Board (resigned on 25 April 2024)
Mr. Park Han Woong	Member (appointed on 25 April 2024)
Mr. Ngo Hong Minh	Member (resigned on 25 April 2024)
Ms. Nguyen Thi Thu Huong	Member (resigned on 25 April 2024)

VIETNAM NATIONAL AVIATION INSURANCE CORPORATION

25th Floor, Vinacomin Building, No. 3 Duong Dinh Nghe,
Yen Hoa Ward, Cau Giay District, Hanoi

STATEMENT OF THE BOARD OF MANAGEMENT (Continued)

THE BOARD OF MANAGEMENT'S STATEMENT OF RESPONSIBILITY

The Board of Management of the Corporation is responsible for preparing the financial statements, which give a true and fair view of the financial position of the Corporation as at 31 December 2024, and its financial performance and its cash flows for the year then ended in accordance with Vietnamese accounting standards, accounting regime applicable to insurance enterprises and legal regulations relating to financial reporting. In preparing these financial statements, the Board of Management is required to:

- Select suitable accounting policies and then apply them consistently;
- Make judgments and estimates that are reasonable and prudent;
- State whether applicable accounting principles have been followed, subject to any material departures disclosed and explained in the financial statements;
- Prepare the financial statements on the going concern basis unless it is inappropriate to presume that the Corporation will continue in business; and
- Design and implement an effective internal control system for the purpose of properly preparing and presenting the financial statements so as to minimize errors and frauds.

The Board of Management of the Corporation is responsible for ensuring that proper accounting records are kept, which disclose, with reasonable accuracy at any time, the financial position of the Corporation and that the financial statements comply with Vietnamese accounting standards, accounting regime applicable to insurance enterprises and legal regulations relating to financial reporting. The Board of Management is also responsible for safeguarding the assets of the Corporation and hence for taking reasonable steps for the prevention and detection of frauds and other irregularities.

The Board of Management confirms that the Corporation has complied with the above requirements in preparing these financial statements.

For and on behalf of the Board of Management,



Nghiem Xuan Thai
General Director

Hanoi, 27 March 2025

No.: 0924 /VN1A-HN-BC

INDEPENDENT AUDITORS' REPORT

**To: Shareholders
The Board of Directors and Board of Management
Vietnam National Aviation Insurance Corporation**

We have audited the accompanying financial statements of Vietnam National Aviation Insurance Corporation (the "Corporation"), prepared on 27 March 2025 as set out from page 05 to page 44, which comprise the balance sheet as at 31 December 2024, and the statement of income and statement of cash flows for the year then ended, and a summary of significant accounting policies and other explanatory information.

Board of Management's Responsibility for the Financial Statements

The Board of Management is responsible for the preparation and fair presentation of these financial statements in accordance with Vietnamese accounting standards, accounting regime applicable to insurance enterprises and legal regulations relating to financial reporting, and for such internal control as the Board of Management determines is necessary to enable the preparation of financial statements that are free from material misstatement, whether due to fraud or error.

Auditors' Responsibility

Our responsibility is to express an opinion on these financial statements based on our audit. We conducted our audit in accordance with Vietnamese Standards on Auditing. Those standards require that we comply with ethical requirements and plan and perform the audit to obtain reasonable assurance about whether the financial statements are free from material misstatement.

An audit involves performing procedures to obtain audit evidence about the amounts and disclosures in the financial statements. The procedures selected depend on the auditors' judgment, including the assessment of the risks of material misstatement of the financial statements, whether due to fraud or error. In making those risk assessments, the auditors consider internal control relevant to the Corporation's preparation and fair presentation of the financial statements in order to design audit procedures that are appropriate in the circumstances, but not for the purpose of expressing an opinion on the effectiveness of the Corporation's internal control. An audit also includes evaluating the appropriateness of accounting policies used and the reasonableness of accounting estimates made by the Board of Management, as well as evaluating the overall presentation of the financial statements.

We believe that the audit evidence we have obtained is sufficient and appropriate to provide a basis for our audit opinion.

INDEPENDENT AUDITORS' REPORT (Continued)

Opinion

In our opinion, the financial statements present fairly, in all material respects, the financial position of the Corporation as at 31 December 2024, and its financial performance and its cash flows for the year then ended in accordance with Vietnamese accounting standards, accounting regime applicable to insurance enterprises and legal regulations relating to financial reporting.



Khúc Thị Lan Anh
Deputy General Director
Audit Practising Registration Certificate
No. 0036-2023-001-1

DELOITTE VIETNAM AUDIT COMPANY LIMITED

27 March 2025
Hanoi, S.R. Vietnam

Pham Huy Bac
Auditor
Audit Practising Registration Certificate
No. 5197-2021-001-1

BALANCE SHEET

As at 31 December 2024

Unit: VND

ASSETS	Codes	Notes	Closing balance	Opening balance
A. CURRENT ASSETS (100=110+120+130+150+190)	100		4,840,900,856,509	3,756,411,201,449
I. Cash and cash equivalents	110	4	258,225,643,573	199,243,849,337
1. Cash	111		258,225,643,573	179,243,849,337
2. Cash equivalents	112		-	20,000,000,000
II. Short-term financial investments	120	5	2,544,408,470,667	1,306,731,045,131
1. Short-term investments	121		2,545,402,807,169	1,309,402,807,169
2. Provision for impairment of short-term investments	129		(994,336,502)	(2,671,762,038)
III. Short-term receivables	130		630,767,817,796	1,334,943,366,501
1. Short-term trade receivables	131	6	539,679,699,361	1,295,576,733,107
1.1. Receivables of insurance contracts	131.1		499,080,866,740	453,206,453,346
1.2. Other trade accounts receivable	131.2		40,598,832,621	842,370,279,761
2. Short-term advances to suppliers	132		51,066,086,045	9,440,283,712
3. Other receivables	135	7	81,676,946,161	70,077,732,769
4. Provision for short-term doubtful debts	139	8	(41,654,913,771)	(40,151,383,087)
IV. Other short-term assets	150		116,992,327,855	75,864,329,209
1. Short-term prepayments	151	9	104,099,649,464	70,485,299,176
1.1. Unallocated commission expenses	151.1		87,328,824,876	66,244,877,664
1.2. Other short-term prepaid expenses	151.2		16,770,824,588	4,240,421,512
2. Value added tax deductibles	152		12,892,678,391	5,379,030,033
V. Reinsurance assets	190	16	1,290,506,596,618	839,628,611,271
1. Unearned premium reserve for outward reinsurance	191		511,193,292,062	586,135,587,024
2. Claim reserve for outward reinsurance	192		779,313,304,556	253,493,024,247
B. NON-CURRENT ASSETS (200=210+220+250+260)	200		273,970,939,894	251,151,046,082
I. Long-term receivables	210		15,591,266,363	13,553,732,910
1. Other long-term receivables	218		15,591,266,363	13,553,732,910
1.1. Insurance deposit	218.1		7,000,000,000	7,000,000,000
1.2. Other long-term receivables	218.2		8,591,266,363	6,553,732,910
II. Fixed assets	220		4,610,507,686	6,143,983,542
1. Tangible fixed assets	221	10	2,268,509,978	3,298,204,287
- Cost	222		13,094,832,875	12,835,935,751
- Accumulated depreciation	223		(10,826,322,897)	(9,537,731,464)
2. Intangible assets	227	11	2,341,997,708	2,845,779,255
- Cost	228		7,171,964,959	6,354,224,959
- Accumulated amortisation	229		(4,829,967,251)	(3,508,445,704)
III. Long-term financial investments	250	5	171,990,000,000	201,990,000,000
1. Other long-term investments	258		171,990,000,000	201,990,000,000
IV. Other long-term assets	260		81,779,165,845	29,463,329,630
1. Long-term prepayments	261	9	81,779,165,845	29,463,329,630
TOTAL ASSETS (270=100+200)	270		5,114,871,796,403	4,007,562,247,531

The accompanying notes are an integral part of these financial statements

BALANCE SHEET (Continued)

As at 31 December 2024

Unit: VND

RESOURCES	Codes	Notes	Closing balance	Opening balance
C. LIABILITIES (300=310+330)	300		4,006,799,207,420	2,910,630,038,329
I. Current liabilities	310		3,976,698,295,868	2,891,491,225,654
1. Short-term loans	311	12	200,000,000,000	-
2. Trade accounts payable	312		687,688,111,945	619,701,241,776
2.1. Payables of insurance contracts	312.1	13	646,661,465,894	606,186,938,680
2.2. Other payables to suppliers	312.2		41,026,646,051	13,514,303,096
3. Advances from customers	313		114,315,710,008	89,316,868,367
4. Taxes and amounts payable to the State budget	314	14	21,170,310,060	18,263,997,164
5. Payables to employees	315		95,321,679,799	74,069,079,461
6. Accrued expenses	316		1,335,890,110	832,675,473
7. Other current payables	319	15	20,422,596,108	10,917,700,306
8. Unearned commission income from outward reinsurance	319.1	15	92,703,862,451	149,033,442,672
9. Bonus and welfare funds	323		1,077,112,158	687,869,895
10. Underwriting reserves	329	16	2,742,663,023,229	1,928,668,350,540
10.1. Unearned premium reserve for direct insurance and inward reinsurance	329.1		1,507,239,388,714	1,343,339,376,493
10.2. Claim reserve for direct insurance and inward reinsurance	329.2		1,121,291,354,972	466,673,061,163
10.3. Catastrophe reserve	329.3		114,132,279,543	118,655,912,884
II. Long-term liabilities	330		30,100,911,552	19,138,812,675
1. Long-term advances from customers	332		30,099,911,552	19,137,812,675
2. Other long-term payables	333		1,000,000	1,000,000
D. EQUITY (400=410)	400		1,108,072,588,983	1,096,932,209,202
I. Owner's equity	410	17	1,108,072,588,983	1,096,932,209,202
1. Owner's contributed capital	411		1,000,000,000,000	1,000,000,000,000
2. Compulsory reserve fund	419		15,916,598,041	15,339,966,939
3. Retained earnings	421		92,155,990,942	81,592,242,263
TOTAL RESOURCES (440=300+400)	440		5,114,871,796,403	4,007,562,247,531

The accompanying notes are an integral part of these financial statements

BALANCE SHEET (Continued)

As at 31 December 2024

OFF-BALANCE SHEET ITEMS

	Unit	Closing balance	Opening balance
1. Direct insurance contract of which liabilities has not yet incurred	VND	223,320,419,099	76,582,836,066
2. Bad debts written off	VND	4,902,654,577	4,902,654,577
3. Foreign currencies			
United States Dollar	USD	4,594,057.27	707.17
Euro	EUR	31.10	31.04


Tran Phuong Anh
Preparer

Nguyen Hoang Mai
Chief AccountantNghiem Xuan Thai
General Director

Hanoi, 27 March 2025

INCOME STATEMENT

For the year ended 31 December 2024

Unit: VND

PART I: GENERAL INCOME STATEMENT

ITEMS	Codes	Current year	Prior year (Restated)
1. Net revenue from insurance activities	10	2,356,140,451,956	1,988,359,722,393
2. Financial income	12	149,744,852,235	185,924,940,807
3. Other income	13	1,022,802,482	885,973,319
4. Total expenses for insurance activities	20	2,173,530,762,957	1,855,165,917,069
5. Financial expenses	22	3,708,978,574	312,779,009
6. General and administration expenses	23	312,787,731,772	284,200,139,529
7. Other expenses	24	1,363,921,134	2,495,779,493
8. Total accounting profit before tax (50 = 10+12+13-20-22-23-24)	50	15,516,712,236	32,996,021,419
9. Current corporate income tax expense	51	3,984,090,192	8,372,608,511
11. Net profit after corporate income tax (60 = 50-51)	60	11,532,622,044	24,623,412,908
12. Basic earnings per share	70	115	242

The accompanying notes are an integral part of these financial statements

INCOME STATEMENT (Continued)

For the year ended 31 December 2024

Unit: VND

PART II: INCOME STATEMENT BY ACTIVITY

ITEMS	Codes	Notes	Current year	Prior year (Restated)
1. Insurance premium (01=01.1 + 01.2 - 01.3)	01	18	2,794,191,068,906	2,504,223,599,387
- Direct insurance premium	01.1		2,894,894,387,944	2,547,249,762,794
- Inward reinsurance premium	01.2		63,196,693,183	57,008,558,054
- Increase in unearned premium reserves for direct insurance and inward reinsurance	01.3		163,900,012,221	100,034,721,461
2. Outward reinsurance premium (02=02.1 - 02.2)	02	19	1,085,396,710,213	991,024,345,024
- Total outward reinsurance premium	02.1		1,010,454,415,251	1,152,343,587,986
- (Decrease)/Increase in unearned premium reserve for outward reinsurance	02.2		(74,942,294,962)	161,319,242,962
3. Net insurance premium (03= 01 - 02)	03		1,708,794,358,693	1,513,199,254,363
4. Commission income from outward reinsurance and other income from insurance activities (04 = 04.1 + 04.2)	04		647,346,093,263	475,160,468,030
- Commission income from outward reinsurance	04.1	20	236,186,954,051	241,089,770,218
- Other income from insurance activities	04.2		411,159,139,212	234,070,697,812
5. Net revenue from insurance activities (10 = 03 + 04)	10		2,356,140,451,956	1,988,359,722,393
6. Claim settlement expenses (11= 11.1 - 11.2)	11		1,048,561,742,896	1,107,897,692,063
- Total claim settlement expenses	11.1		1,053,524,236,657	1,114,517,948,784
- Deductions (Receipt of claim from third party, receipt of 100% claim for goods)	11.2		4,962,493,761	6,620,256,721
7. Claims receipts from ceded policies	12		383,926,644,837	431,392,385,051
8. Increase/(Decrease) in claim reserves for direct insurance and inward reinsurance	13		654,618,293,809	(171,617,073,403)
9. Increase/(Decrease) in claim reserve for outward reinsurance	14		525,820,280,309	(61,549,923,405)
10. Total insurance claim settlement expenses (15 = 11 - 12 + 13 - 14)	15	21	793,433,111,559	566,438,157,014
11. (Decrease)/Increase in catastrophe reserve Including: Claim settlement from catastrophe reserve	16		(4,523,633,341) 24,000,000,000	14,519,139,393 -
12. Other expenses for insurance activities (17 = 17.1 + 17.2)	17	22	1,384,621,284,739	1,274,208,620,662
- Insurance commission expense	17.1		152,924,187,273	112,005,994,603
- Other expenses for insurance activities	17.2		1,231,697,097,466	1,162,202,626,059
13. Total expenses for insurance activities (18 = 15 + 16 + 17)	18		2,173,530,762,957	1,855,165,917,069
14. Gross profit from insurance activities (19 = 10 - 18)	19		182,609,688,999	133,193,805,324

The accompanying notes are an integral part of these financial statements

INCOME STATEMENT (Continued)


For the year ended 31 December 2024

Unit: VND

PART II: INCOME STATEMENT BY ACTIVITY (Continued)

ITEMS	Codes	Notes	Current year	Prior year (Restated)
15. Financial income	23	23	149,744,852,235	185,924,940,807
16. Financial expenses	24	24	3,708,978,574	312,779,009
17. Gross profit from financial activities (25 = 23 - 24)	25		146,035,873,661	185,612,161,798
18. General and administration expenses	26	25	312,787,731,772	284,200,139,529
19. Net profit from operating activities (30 = 19 + 25 - 26)	30		15,857,830,888	34,605,827,593
20. Other incomes	31		1,022,802,482	885,973,319
21. Other expenses	32		1,363,921,134	2,495,779,493
22. Other losses (40 = 31 - 32)	40		(341,118,652)	(1,609,806,174)
23. Accounting profit before tax (50 = 30 + 40)	50		15,516,712,236	32,996,021,419
24. Current corporate income tax expense	51	27	3,984,090,192	8,372,608,511
25. Net profit after corporate income tax (60 = 50 - 51)	60		11,532,622,044	24,623,412,908
26. Basic earnings per share	70	28	115	242


Tran Phuong Anh
Preparer

Nguyen Hoang Mai
Chief Accountant

Nghiem Xuan Thai
General Director

Hanoi, 27 March 2025


The accompanying notes are an integral part of these financial statements

CASH FLOW STATEMENT


For the year ended 31 December 2024

Unit: VND

ITEMS	Codes	Current year	Prior year
I. Cash flows from operating activities			
1. Receipt from insurance premium and commissions	01	3,325,770,534,659	2,970,452,089,090
2. Receipt from receivables of premium and commissions	02	(2,635,902,453,471)	(2,552,616,892,228)
3. Receipt from deducted expenses	03	(387,957,130,998)	(316,194,488,261)
4. Receipt from other operating activities	04	(536,782,053)	-
5. Payment for claim settlements	05	(3,125,960,719)	-
6. Payment for commissions and other insurance activities	06	60,033,830,874	367,541,824,367
7. Payment to suppliers of goods and services	07	(224,934,912,898)	(153,503,314,820)
Net cash generated by operating activities	20	133,347,125,394	315,679,218,148
II. Cash flows from investing activities			
1. Acquisition of fixed assets	21	(323,197,396)	(587,475,000)
2. Cash inflow for sale, disposal of fixed assets and other long-term assets	22	6,454,545	-
3. Cash outflow for lending, buying debt instruments of other entities	23	(3,059,000,000,000)	(2,090,000,000,000)
4. Cash recovered from lending, selling debt instruments of other entities	24	1,864,000,000,000	1,059,000,000,000
5. Cash recovered from investments in other entities	26	801,770,047,960	389,075,962,000
6. Interest earned, dividends and profits received	27	118,851,621,249	75,499,244,941
Net cash used in investing activities	30	(274,695,073,642)	(567,012,268,059)
III. Cash flows from financing activities			
1. Proceeds from borrowings	33	200,000,000,000	-
2. Profit paid to owner	36	(8,624,915)	(39,207,124)
Net cash generated by/(used in) financing activities	40	199,991,375,085	(39,207,124)
Net increase/(decrease) in cash (50=20+30+40)	50	58,643,426,837	(251,372,257,035)
Cash and cash equivalents at the beginning of the year	60	199,243,849,337	450,501,664,604
Effects of changes in foreign exchange rates	61	338,367,399	114,441,768
Cash and cash equivalents at the end of the year (70=50+60+61)	70	258,225,643,573	199,243,849,337


 Tran Phuong Anh
Preparer


 Nguyen Hoang Mai
Chief Accountant


 Nghiem Xuan Thai
General Director

Hanoi, 27 March 2025

The accompanying notes are an integral part of these financial statements

NOTES TO THE FINANCIAL STATEMENTS

These notes are an integral part of and should be read in conjunction with the accompanying financial statements

1. GENERAL INFORMATION**Structure of ownership**

Vietnam National Aviation Insurance Corporation (the "Corporation"), formerly known as Aviation Insurance Joint Stock Company, was established and operated under the model of a joint stock company under Business License No. 49 GP/KDBH dated 23 April 2008 issued by the Ministry of Finance, latest amended Business License No. 49/GPDC42/KDBH dated 06 May 2024.

The owner (parent company) of the Corporation is DB Insurance Co., Ltd (hereinafter referred to as "DB Insurance"), holding 75% of the Corporation's capital.

On 01 July 2016, according to amended Business License No. 49/GPDC15/KDBH, Aviation Insurance Joint Stock Company was renamed to Vietnam National Aviation Insurance Corporation.

The number of employees of the Corporation as at 31 December 2024 was 1,770 (as at 31 December 2023: 1,697).

Business sector

Business sector of the Corporation includes non-life insurance services.

Principal activities

The Corporation's main principal activities include:

- Direct insurance business;
- Re-insurance business; and
- Investment and other activities under law.

Normal operating cycle

The Corporation's normal operating cycle is carried out for a time period of 12 months or less.

The Corporation's structure

The Corporation's headquarter is located on 25th Floor, Vinacomin Tower, No. 03 Duong Dinh Nghe, Yen Hoa Ward, Cau Giay District, Hanoi and 58 members unit including 55 member companies directly under the Corporation and 03 representative offices.

Disclosure of information comparability in the financial statements

Comparative figures are the figures of the audited financial statements for the year ended 31 December 2023.

2. ACCOUNTING CONVENTION AND FINANCIAL YEAR

Accounting convention

The accompanying financial statements, expressed in Vietnam Dong (VND), are prepared under the historical cost convention and in accordance with Vietnamese accounting standards, accounting regime applicable to insurance enterprises and legal regulations relating to financial reporting.

The accompanying financial statements are not intended to present the financial position, results of operations and cash flows in accordance with accounting principles and practices generally accepted in countries and jurisdictions other than Vietnam.

Financial year

The Corporation's financial year begins on 01 January and ends on 31 December.

3. SUMMARY OF SIGNIFICANT ACCOUNTING POLICIES

The significant accounting policies, which have been adopted by the Corporation in the preparation of these financial statements, are as follows:

Estimates

The preparation of financial statements in conformity with Vietnamese accounting standards, accounting regime applicable to insurance enterprises and legal regulations relating to financial reporting requires the Board of Management to make estimates and assumptions that affect the reported amounts of assets, liabilities and disclosures of contingent assets and liabilities at the date of the financial statements and the reported amounts of revenues and expenses during the financial year. Although these accounting estimates are based on the Board of Management's best knowledge, actual results may differ from those estimates.

Financial instruments

Initial recognition

Financial assets

At the date of initial recognition, financial assets are recognized at cost plus transaction costs that are directly attributable to the acquisition of the financial assets.

Financial assets of the Corporation comprise cash and cash equivalents, short-term and long-term investments, trade and other receivables.

The fair value of cash and cash equivalents are defined as the book value. The fair value of the receivables is measured at cost less provision for doubtful debts.

The fair value of investments are defined as follows:

- For securities, the fair value is determined using the appropriate valuation methodologies, including the market price method.

- The fair value of long-term equity investments is determined via the method of the net asset value based on the latest financial information of the investees after adjusting according to the Corporation's accounting policies (if any) and relevant information obtained by the Corporation as at the reporting date.
- The fair value of deposits at domestic commercial joint stock banks is determined by book value due to short maturities and/or unavailability of information in the market to determine the fair value at the reporting date.

Financial liabilities

At the date of initial recognition, financial liabilities are recognized at cost plus transaction costs that are directly attributable to the issue of the financial liabilities.

Financial liabilities of the Corporation comprise trade and other payables, accruals and short-term loans.

Subsequent measurement after initial recognition

Currently, there are no requirements for the subsequent measurement of the financial instruments after initial recognition.

Cash and cash equivalents

Cash and cash equivalents comprise cash on hand, bank demand deposits, cash in transit and short-term, highly liquid investments (not exceeding 3 months) that are readily convertible to known amounts of cash and which are subject to an insignificant risk of changes in value.

Financial investments

a) Trading securities

Trading securities are those the Company holds for trading purpose. Trading securities are recognised from the date the Company obtains the ownership of those securities and initially measured at the fair value of payments made at the transaction date plus directly attributable transaction costs.

In subsequent periods, investments in trading securities are measured at cost less provision for impairment of such investments.

Provision for impairment of investments in trading securities is made when there has been evidenced that their market prices are lower than their costs in accordance with prevailing accounting regulations.

b) Held-to-maturity investments

Held-to-maturity investments comprise investments that the Corporation has the positive intent or ability to hold to maturity, including bank term deposits.

Held-to-maturity investments are recognized on a trade date basis and are initially measured at acquisition price plus directly attributable transaction costs. Post-acquisition interest income from held-to-maturity investments is recognized in the income statement on accrual basis. Pre-acquisition interest is deducted from the cost of such investments at the acquisition date.



Held-to-maturity investments are measured at cost less provision for doubtful debts.

Provision for doubtful debts relating to held-to-maturity investments is made in accordance with prevailing accounting regulations.

c) Equity investment in other entities

Equity investment in other entities represents the Corporation's investment in ordinary shares of the entities over which the Corporation has no control, joint control, or significant influence. Equity investment in other entities is carried at cost less provision for impairment of investments. Provision for impairment of equity investments in other entities is made when there is sufficient evidence that there is a decline in value of these investments at the balance sheet date.

Receivables

Receivables represent the amounts recoverable from customers or other debtors and are stated at book value less provision for doubtful debts. Provision for doubtful debts is made for receivables that are overdue for six months or more, or when the debtor is in dissolution, in bankruptcy, or is experiencing similar difficulties and so may be unable to repay the debt.

Tangible fixed assets and depreciation

Tangible fixed assets are stated at cost less accumulated depreciation. The costs of purchased tangible fixed assets comprise their purchase prices and any directly attributable costs of bringing the assets to their working condition and location for their intended use.

Tangible fixed assets are depreciated using the straight-line method over their estimated useful lives as follows:

	<u>Years</u>
Motor vehicles	8
Office equipment	3 - 5

Loss or gain resulting from sales and disposals of tangible fixed assets is the difference between the net proceeds from sales or disposals of assets and their carrying amount and is recognised in the income statement.

Intangible assets and amortization

Intangible assets are stated at cost less accumulated amortization.

Intangible assets represent accounting software, software copyright licenses/certificates, management software (collectively referred to as "computer software") and land use rights. Computer software is amortized using the straight-line method over the estimated useful life of 5 years.

Prepayments

Prepayments are expenses which have already been paid but relate to results of operations of multiple accounting periods, including prepayments for insurance commission, unallocated insurance acquisition expenses, office repair and renovation expenses, tools and supplies issued for consumption and other prepayments.

Unallocated commission and insurance acquisition expenses of insurance operations are allocated corresponding to the recorded premium in the financial year.

The accounting policy for prepayment on commission expenses for insurance is presented in the accounting policy section for some specific operations of insurance business activities, the "Expenditure recognition" section.

Other prepayments office repair and renovation expenses, tools and supplies issued for consumption and other prepaid service fees which are expected to provide future economic benefits to the Corporation. These expenditures have been capitalised as prepayments, and are allocated to the income statement using the straight-line method and the proportional allocation method in accordance with the prevailing accounting regulations.

During the year, the Corporation revised its accounting estimates. Specifically, it adjusted the allocation of customer assessment and evaluation expenses directly related to insurance underwriting activities to align with the actual annual insurance premium revenue derived from these assessment services. Previously, these expenses were fully recognized in the year incurred. This change in accounting estimates has impacted certain financial statement indicators compared to previous years, as outlined below:

Items	Increase/(decrease)
	VND
Other expenses for insurance activities	(52,143,648,846)
Accounting profit before tax	52,143,648,846
Prepayments	52,143,648,846

Foreign currencies

Transactions arising in foreign currencies are translated at the exchange rates ruling at the transaction date. The balances of monetary items denominated in foreign currencies as at the balance sheet date are retranslated at the exchange rates of commercial bank where the Corporation usually transacts on the same date. Exchange differences arising from the translation of these accounts are recognized in the income statement.

Underwriting reserves

Underwriting reserves are made in accordance with Circular No. 67/2023/TT-BTC issued by the Ministry of Finance dated 02 November 2023 ("Circular 67") and the approved letter No. 2846/BTC-QLBH dated 13 March 2018, No. 1917/BTC-QLBH dated 28 February 2022 and No. 1461/BTC-QLBH dated 05 February 2024 issued by the Department of the Insurance Supervisory Authority – Ministry of Finance. Details are as follows:

a) Non-life insurance lines

Unearned premium reserve

Unearned premium reserves are made by a factor of period of direct policies, in which:

- For insurance and reinsurance contracts with a term of 01 year or less, premium reserves are made at a percentage of the total retained insurance premium, specifically as follows:
 - For cargo insurance, the unearned premium reserves are made at 25% of the total direct written premium, inward reinsurance and outward reinsurance; and
 - For other insurance operations: unearned premium reserves are made at 50% of the total direct written premium, inward reinsurance and outward reinsurance.
- For insurance and reinsurance contracts with a term of more than 01 year, unearned premium reserves are made in line with the method of making unearned premium reserve on a daily basis.

Claim reserve: For losses incurred and reported, the Corporation provides for claim reserves for direct insurance and inward reinsurance and outward reinsurance using the statistic of retention liabilities for each estimated loss incurred and reported.

For incurred but not reported ("IBNR") losses, the claims reserve is established based on statistical loss ratios over the past three consecutive years. The Board of Management believes IBNR reserve has been prudently evaluated and fully recorded.

Catastrophe reserve: Under Vietnamese Accounting Standard No. 19 "Insurance Contract", provision for the possible claims under contracts that are not incurred or do not exist at the reporting date (including catastrophe reserve) are not necessary. However, the Corporation follows the reserve policy in accordance with Circular 67, accordingly catastrophe reserve for all types of insurance services were consistently made at 1% of total retained premium in the year.

b) Health insurance lines

Mathematical reserve

For health insurance and reinsurance policies (insurance contracts) in case of death or permanent disability, mathematical reserves are made according to the net premium method on the basis of gross insurance premium.

For others health insurance and reinsurance contracts (insurance contracts) with term of more than 1 year, mathematical reserves are made according to the coefficient of the insurance policy term on a daily basis on the basis of gross insurance premium.

Unearned premium reserve

For health insurance and reinsurance contracts (insurance contracts) with a term of less than 1 year, the reserves are made at 50% of the total direct written premium, inward reinsurance and outward reinsurance.

Claim reserve: For losses incurred and reported, the Corporation provides for claim reserves for direct insurance and inward reinsurance and outward reinsurance using the statistic of retention liabilities for each estimated loss incurred and reported.

For losses incurred but not reported ("IBNR"), the claims reserve is established based on statistical loss ratios over the past three consecutive years. The Board of Management believes IBNR reserve has been prudently evaluated and fully recorded.

Effective from 01 January 2024, the Corporation changed its method for provisioning claims reserves for incurred but not reported (IBNR) losses. The previous approach, which applied a 3% premium-based provision for each insurance line, has been replaced with a provisioning method based on statistical loss ratios over the past three consecutive years. As a result, this change in provisioning methodology has impacted certain financial statement indicators, as detailed below:

<u>Items</u>	<u>Increase/(decrease)</u>
	VND
Claim reserve for direct insurance and inward reinsurance	(23,879,652,440)
Claim reserve for outward reinsurance	(3,564,824,650)
Decrease in claim reserves for direct insurance and inward reinsurance	(23,879,652,440)
Decrease in claim reserve for outward reinsurance	(3,564,824,650)
Total insurance claim settlement expenses	(20,314,827,790)
Accounting profit before tax	20,314,827,790

Equalization reserve: The Corporation's equalization reserve was consistently provided at 1% of the premium retained in the year and recorded in Catastrophe reserve in the balance sheet.

Reserves for the Corporation's direct insurance and inward reinsurance are not offset with reserve for outward reinsurance. Such reserves should be presented under separate items in the balance sheet. Accordingly, unearned premium reserve and claim reserve for direct insurance and inward reinsurance and catastrophe reserve are recognized as payables while unearned premium reserve for outward reinsurance and claim reserve for outward reinsurance are recognized as reinsurance assets.

Insurance deposits

The Corporation is obliged to pay a deposit equal to 2% of the legal capital, the deposit shall receive interest in accordance with the agreement reached with the bank into which it is paid and the Corporation may withdraw the whole amount of their deposit upon termination of its operation. The Corporation may only use its insurance deposit to meet undertakings to purchasers of insurance when its solvency is inadequate and upon written approval of the Ministry of Finance.

Enterprise funds

The compulsory reserve fund is made up at the rate of 5% of the Corporation's profit after tax until it is equal to 10% of the Corporation's charter capital.

Unearned revenue

Unearned revenue is the amounts received in advance relating to results of operations of for multiple accounting periods for commission income from outward reinsurance and interest income that have been yet earned. The Company recognizes unearned revenue in proportion to its obligations that the Company will have to perform in the future. When the revenue recognition conditions are satisfied, unearned revenue will be recognized in the income statement for the year corresponding to the portion that meets the revenue recognition conditions.

Revenue recognition

Direct insurance premium

Direct insurance premium revenue is recognized when the Corporation has the ability to receive economic benefits that can be reliably determined. The following specific recognition conditions must also be met before premium is recognized. Accordingly, direct insurance premium revenue is recognized when the following conditions are met:

- The insurance policy has been signed between the insurance corporation and the insurance buyer and the buyer has fully paid the insurance premium;
- There is evidence that the insurance contract has been conducted and the insurance buyer has fully paid insurance premium;
- When the insurance policy is signed, the non-life insurance enterprise or foreign branch has an agreement with the insurance buyer on the insurance premium payment term (including the extension period);
- When the insurance policy has been conducted and there is an agreement for the policyholder to pay the premium in installments under the insurance policy, the insurer or foreign branch of non-life insurer shall record revenues from the premium corresponding to the period or periods of premium that have incurred, and shall not record revenues from the premium that has not yet come due for the policyholder to pay according to the agreement under the insurance policy.

The insurance premium payment term must be specified in the insurance contract in which the premium payment period does not exceed 30 days from the start date of the insurance period. In case of paying insurance premiums in installments, the Corporation accounts insurance premium revenue corresponding to the period or periods in which insurance premiums have incurred. In case the insurance buyer does not pay the insurance premium in full by the premium payment due date, the insurance policy will automatically terminate at the end of the premium payment due date.

Insurance premiums received in advance before the policy effective date at the end of the year are recorded as "Advanced from customer" on the Balance sheet.

Deduction in direct insurance premiums are tracked and recorded separately for each insurance policy and transferred to Direct insurance premium revenue to calculate net revenue at the end of the year.

Reinsurance premium

Inward reinsurance premium is recorded when the liability is incurred, at the amount stated on the reinsurers' statement sent to the Corporation and confirmed by the Corporation.

Outward reinsurance premium is recorded at the premium amount to be ceded to reinsurers, corresponding to the direct insurance premium earned in the year.

Commission income from outward reinsurance is recognized corresponding to outward reinsurance premium incurred in the year. In the year, the entire outward reinsurance commission under outward reinsurance contracts signed in accordance with regulations of the financial regime is presented in the "Commission income from outward reinsurance" item.

At the year end, the Corporation should determine unearned commission income from outward reinsurance corresponding to outward reinsurance premium not yet recognized in this year so as to allocate to the subsequent financial years in accordance with the above-mentioned method.

Other income from reinsurance activities is recognized when incurred.

Other revenue

Interest income from deposits and bonds is accrued on accrual basis, by reference to the principal outstanding and at the applicable interest rate.

Dividend income from investments is recognised when the Corporation's right to receive payment has been established.

Expenditure recognition

Claim settlement expenses for direct insurance are recorded as incurred, that is, when the Corporation accepts to settle the insured's claims following respective settlement notice.

Claim settlement expenses for inward reinsurance are recorded as incurred following the statement of accounts sent by the reinsurers to the Corporation and the claim is accepted by the Corporation.

Claim receipts from ceded policies are recognized based on the receivable amount incurred corresponding to the claim settlement expenses recorded in the year and the ceded ratios.

Commission expenses for direct insurance and inward reinsurance are recognized corresponding to direct premium and inward reinsurance premium incurred in the year. In the year, the entire commission expenses for direct insurance and inward reinsurance under inward reinsurance contracts signed in accordance with regulations of the financial regime are presented in the items "Commission expenses for direct insurance" and "Commission expenses for inward reinsurance".

At the year end, the Corporation should determine unearned commission expenses for direct insurance and inward reinsurance which have not been recognized as expenses for the year corresponding to unearned direct premium and inward reinsurance premium so as to allocate such commission expenses to the subsequent financial years in accordance with the above-mentioned method.

Commission expenses and operating expenses corresponding to unearned revenue are recorded by the Corporation as prepaid expenses and are reflected as "Long-term prepaid expenses" on the Financial Statements. These commission and operating expenses will be recorded as incurred expenses corresponding to the unrealized revenue from previous years recorded on the current year.

Sales support expenses are recognized in proportion to direct premium and allocated during the year in proportion to premium income. The unallocated sales support expenses will be recognized as a prepaid expense and be allocated to insurance business expenses for the following years.

Other expenses are recognized when incurred.

Taxation

Income tax expense represents the sum of the tax currently payable and deferred tax.

The tax currently payable is based on taxable profit for the year. Taxable profit differs from profit before tax as reported in the income statement because it excludes items of income or expense that are taxable or deductible in other years (including loss carried forward, if any) and it further excludes items that are never taxable or deductible.

Deferred tax is recognized on significant differences between carrying amounts of assets and liabilities in the financial statements and the corresponding tax bases used in the computation of taxable profit and is accounted for using balance sheet liability method. Deferred tax liabilities are generally recognized for all temporary differences and deferred tax assets are recognized to the extent that it is probable that taxable profit will be available against which deductible temporary differences can be utilized.

Deferred tax is calculated at the tax rates that are expected to apply in the year when the liability is settled, or the asset is realized. Deferred tax is charged or credited to profit or loss, except when it relates to items charged or credited directly to equity, in which case the deferred tax is also dealt with in equity.

Deferred tax assets and liabilities are offset when there is a legally enforceable right to set off current tax assets against current tax liabilities and when they relate to income taxes levied by the same tax authority and the Corporation intends to settle its current tax assets and liabilities on a net basis.

The determination of the tax currently payable is based on the current interpretation of tax regulations. However, these regulations are subject to periodic variation and their ultimate determination depends on the results of the tax authorities' examinations.

Other taxes are paid in accordance with the prevailing tax laws in Vietnam.

4. CASH AND CASH EQUIVALENTS

	<u>Closing balance</u> VND	<u>Opening balance</u> VND
Cash on hand	564,283,029	3,762,257,267
Bank demand deposits	257,402,962,861	174,344,105,264
Cash in transit	258,397,683	1,137,486,806
Cash equivalents	-	20,000,000,000
	<u>258,225,643,573</u>	<u>199,243,849,337</u>

5. FINANCIAL INVESTMENTS

	Closing balance			Opening balance		
	Cost	Fair value	Provision	Cost	Fair value	Provision
	VND	VND	VND	VND	VND	VND
a) Trading securities	6,402,807,169	5,408,555,803	(994,336,502)	6,402,807,169	3,731,130,267	(2,671,762,038)
- Total amount of stocks	6,402,807,169	5,408,555,803	(994,336,502)	6,402,807,169	3,731,130,267	(2,671,762,038)
+ <i>Southern Airports Services Joint Stock Company</i>	6,402,315,705	5,407,979,203	(994,336,502)	6,402,315,705	3,730,553,667	(2,671,762,038)
+ <i>FPT Corporation</i>	491,464	576,600	-	491,464	576,600	-
b) Held-to-maturity investments	2,709,000,000,000	2,709,000,000,000	-	1,503,000,000,000	1,503,000,000,000	-
Current investments	2,539,000,000,000	2,539,000,000,000	-	1,303,000,000,000	1,303,000,000,000	-
- Term deposits (i)	2,539,000,000,000	2,539,000,000,000	-	1,303,000,000,000	1,303,000,000,000	-
Non-current investments	170,000,000,000	170,000,000,000	-	200,000,000,000	200,000,000,000	-
- Term deposits (ii)	170,000,000,000	170,000,000,000	-	200,000,000,000	200,000,000,000	-
c) Investments in other entities	1,990,000,000	1,990,000,000	-	1,990,000,000	1,990,000,000	-
+ <i>Song Da Tay Do Joint Stock Company</i>	1,990,000,000	1,990,000,000	-	1,990,000,000	1,990,000,000	-

(i) Represent deposits at domestic joint stock commercial banks with original term of more than 3 months and remaining term of 12 months or less from the reporting date, at interest rate ranging from 4.1 – 8.3% per annum (as at 31 December 2023: 5.2 – 12.2% per annum). In which, a short-term deposit of VND 370 billion was used as collateral for the Corporation's overdraft loan contract.

(ii) Represent deposits at domestic joint stock commercial banks with the remaining term of more than 12 months from the reporting date, at interest rate 6.4% per annum (as at 31 December 2023: 6.4-8.3% per annum).

6. TRADE RECEIVABLES

	Closing balance VND	Opening balance VND
a) Receivables from insurance contracts		
Receivables regarding direct insurance premium	140,561,966,210	169,217,801,331
+ <i>Receivable from the policyholders</i>	106,764,400,945	123,154,522,955
+ <i>Receivables from agents and other exploitation channels</i>	23,349,079,597	30,507,845,266
+ <i>Receivables from insurance companies</i>	10,448,485,668	15,555,433,110
Receivables regarding inward reinsurance	11,913,462,640	20,225,542,976
Receivables regarding outward reinsurance	343,786,364,931	260,808,265,508
Receivables regarding claims from co-insurers	1,084,861,984	2,138,023,347
Other receivables	1,734,210,975	816,820,184
	499,080,866,740	453,206,453,346
b) Other trade receivables		
Receivables from stock investments	2,238,933,300	804,008,981,260
+ <i>Dividends receivable from Vietnam General Corporation of Agricultural Materials - JSC</i>	2,238,933,300	2,238,933,300
+ <i>Receivables from selling shares of Vietnam General Corporation of Agricultural Materials - JSC (i)</i>	-	360,916,047,960
+ <i>Receivables from selling shares of Handicraft and Art articles Export - Import Joint Stock Company (i)</i>	-	440,854,000,000
Song Da Thang Long bonds receivable	38,359,899,321	38,359,899,321
Other trade receivables	-	1,399,180
	40,598,832,621	842,370,279,761

- (i) Represents receivables from recovery from selling shares invested in other units of the Corporation as of 31 December 2023. In 2024, the Corporation successfully recovered the entire outstanding balance.

VIETNAM NATIONAL AVIATION INSURANCE CORPORATION
NOTES TO THE FINANCIAL STATEMENTS (Continued)

FORM B09-DNPNT

7. OTHER RECEIVABLES

	Closing balance			Opening balance	
	Amount	Provision		Amount	Provision
	VND	VND		VND	VND
Advances to employees	12,526,981,156	-		26,343,944,400	-
Short-term deposits	22,000,000	-		436,831,920	-
Deposit interests	68,597,375,332	-		39,427,176,714	-
Others	530,589,673	353,560,092		3,869,779,735	353,560,092
	81,676,946,161	353,560,092		70,077,732,769	353,560,092

8. PROVISIONS FOR SHORT-TERM DOUBTFUL DEBTS

	Closing balance			Opening balance		
	Historical cost	Recoverable amount	Provisions	Historical cost	Recoverable amount	Provisions
	VND	VND	VND	VND	VND	VND
- The total value of the receivables, loans past due or not past due but impaired	44,237,469,669	2,582,555,898	41,654,913,771	40,734,523,542	583,140,455	40,151,383,087
+ Receivables regarding direct insurance	5,103,225,352	2,365,582,132	2,737,643,220	1,990,551,029	582,871,276	1,407,679,753
+ Receivables regarding reinsurance	420,784,904	216,973,766	203,811,138	30,513,100	269,179	30,243,921
+ Receivables regarding investment activities	38,359,899,321	-	38,359,899,321	38,359,899,321	-	38,359,899,321
+ Other receivables	353,560,092	-	353,560,092	353,560,092	-	353,560,092

Recoverable amount is measured at cost less provision for doubtful debts.

9. PREPAID EXPENSES

	Closing balance VND	Opening balance VND
a) Current		
Unallocated commission expenses	87,328,824,876	66,244,877,664
Other short-term prepaid expenses	16,770,824,588	4,240,421,512
	104,099,649,464	70,485,299,176
b) Non - current		
Unallocated commission and acquisition expenses (i)	68,993,975,294	21,737,435,934
Tools and supplies issued for consumption	5,938,547,822	4,345,617,582
Office repair and renovation expenses	6,137,072,857	843,250,748
Other long-term prepaid expenses	709,569,872	2,537,025,366
	81,779,165,845	29,463,329,630

(i) Represents commission expenses and policy acquisition expenses incurred from insurance contract underwriting activities. These expenses are allocated to future periods in accordance with the recognition of insurance premium revenue, which is recorded under the insurance premium line item on the Income statement.

10. INCREASES, DECREASES INTANGIBLE FIXED ASSETS

	Motor vehicles VND	Office equipment VND	Total VND
COST			
Opening balance	5,821,411,775	7,014,523,976	12,835,935,751
Additions	-	323,197,124	323,197,124
Disposals	-	(64,300,000)	(64,300,000)
Closing balance	5,821,411,775	7,273,421,100	13,094,832,875
ACCUMULATED DEPRECIATION			
Opening balance	4,413,620,713	5,124,110,751	9,537,731,464
Charge for the year	370,427,478	982,463,955	1,352,891,433
Disposals	-	(64,300,000)	(64,300,000)
Closing balance	4,784,048,191	6,042,274,706	10,826,322,897
NET BOOK VALUE			
Opening balance	1,407,791,062	1,890,413,225	3,298,204,287
Closing balance	1,037,363,584	1,231,146,394	2,268,509,978

The cost of the Corporation's tangible fixed assets includes VND 7,321,091,118 of assets which have been fully depreciated but are still in use as at 31 December 2024 (as at 31 December 2023: VND 3,286,378,118).

11. INCREASES, DECREASES IN INTANGIBLE ASSETS

	Computer software	Total
	VND	VND
COST		
Opening balance	6,354,224,959	6,354,224,959
Additions	817,740,000	817,740,000
Closing balance	7,171,964,959	7,171,964,959
ACCUMULATED AMORTISATION		
Opening balance	3,508,445,704	3,508,445,704
Charge for the year	1,321,521,547	1,321,521,547
Closing balance	4,829,967,251	4,829,967,251
NET BOOK VALUE		
Opening balance	2,845,779,255	2,845,779,255
Closing balance	2,341,997,708	2,341,997,708

The cost of the Corporation's intangible assets includes VND 661,309,000 of intangible assets which have been fully amortised but are still in use as at 31 December 2024 (as at 31 December 2023: VND 575,000,000).

12. SHORT - TERM LOANS

	Opening balance		In the year	Closing balance
	Amount/Amount able to be paid off	Increases	Decreases	Amount/Amount able to be paid off
	VND	VND	VND	VND
Woori Bank Vietnam Limited (i)	- 200,000,000,000		-	200,000,000,000
Shinhan Bank Vietnam Limited	- 5,260,291,666		5,260,291,666	-
	- 205,260,291,666		5,260,291,666	200,000,000,000

- (i) Represents a short-term loan from Woori Bank Vietnam Limited under Credit Facility Agreement No. VN124015296/WBVN102, signed on 22 November 2024. The loan facility has a limit of VND 200,000,000,000 to supplement working capital, with loan terms specified in individual debt acknowledgment agreements, not exceeding 12 months. The interest rate is adjusted per drawdown. The loan is secured by a VND 370,000,000,000 time deposit at Vietnam Prosperity Joint Stock Commercial Bank.

13. PAYABLES REGARDING INSURANCE CONTRACTS

	Closing balance VND	Opening balance VND
Payables regarding outward reinsurance premium	571,841,984,373	513,427,568,011
Payables to co-insurers	7,908,008,738	6,326,233,029
Payables regarding claim compensation	13,301,624,923	26,736,682,658
Commission payables	22,131,794,720	11,414,147,461
Payables regarding insurance exploiting service fees	29,067,966,053	38,500,788,551
Other payables	2,410,087,087	9,781,518,970
	646,661,465,894	606,186,938,680

14. TAXES AND AMOUNTS RECEIVABLE FROM/PAYABLE TO THE STATE BUDGET

	Opening balance VND	Payable during the year VND	Paid/Offset during the year VND	Closing balance VND
Value added taxes on goods and services sold domestically	14,236,409,239	110,267,140,375	107,827,217,116	16,676,332,498
Corporate income tax	2,222,972,624	3,984,090,192	3,125,960,719	3,081,102,097
Personal income tax	1,426,022,971	11,611,577,146	11,626,270,065	1,411,330,052
Other taxes and charges	378,592,330	828,572,302	1,205,619,219	1,545,413
	18,263,997,164	126,691,380,015	123,785,067,119	21,170,310,060

15. OTHER PAYABLES

	Current year VND	Prior year VND
a) Unearned commission income from outward reinsurance		
Opening balance	149,033,442,672	133,239,429,733
Unearned commission income incurred in the year	86,477,926,076	146,622,934,532
Commission income allocated in the year	(142,807,506,297)	(130,828,921,593)
Closing balance	92,703,862,451	149,033,442,672
	Closing balance VND	Opening balance VND
b) Other current payables		
Trade union fee	1,314,422,943	2,075,046,328
Social, health, unemployment insurance	365,905,602	21,252,732
Dividend payables	3,519,085,419	3,527,895,927
Others	15,223,182,144	5,293,505,319
	20,422,596,108	10,917,700,306

16. UNDERWRITING RESERVES

Claim reserve and unearned premium reserve:

	Closing balance			Opening balance		
	Direct insurance and inward reinsurance reserve	Outward reinsurance reserve	Net reserve	Direct insurance and inward reinsurance reserve	Outward reinsurance reserve	Net reserve
	VND	VND	VND	VND	VND	VND
Claim reserve and unearned premium reserve						
1. Unearned premium reserve, mathematical reserve	1,507,239,388,714	511,193,292,062	996,046,096,652	1,343,339,376,493	586,135,587,024	757,203,789,469
2. Claim reserve	1,121,291,354,972	779,313,304,556	341,978,050,416	466,673,061,163	253,493,024,247	213,180,036,916
- Reserve for claims not yet settled	1,063,398,868,093	759,539,155,874	303,859,712,219	388,545,311,538	218,922,716,607	169,622,594,931
- Reserve for loss incurred but not reported (IBNR)	57,892,486,879	19,774,148,682	38,118,338,197	78,127,749,625	34,570,307,640	43,557,441,985
Total	2,628,530,743,686	1,290,506,596,618	1,338,024,147,068	1,810,012,437,656	839,628,611,271	970,383,826,385

In details:

	Current year			Prior year		
	Direct insurance and inward reinsurance reserve	Outward reinsurance reserve	Net unearned premium reserve	Direct insurance and inward reinsurance reserve	Outward reinsurance reserve	Net unearned premium reserve
	VND	VND	VND	VND	VND	VND
1. Unearned premium reserve, mathematical reserve						
Opening balance	1,343,339,376,493	586,135,587,024	757,203,789,469	1,243,304,655,032	424,816,344,062	818,488,310,970
Provided/(reversed) in the year	163,900,012,221	(74,942,294,962)	238,842,307,183	100,034,721,461	161,319,242,962	(61,284,521,501)
Closing balance	1,507,239,388,714	511,193,292,062	996,046,096,652	1,343,339,376,493	586,135,587,024	757,203,789,469

Catastrophe reserve, equalization reserve

(*) The catastrophe reserve used in the year is to compensate for some kinds of insurance of which losses under retention are higher than the retained premium less (-) unearned premium reserve and unsettled claim reserve.

17. OWNER'S EQUITY

	Owners' contributed capital	Compulsory reserve fund	Retained earnings	Total
	VND	VND	VND	VND
<i>For the fiscal year ended 31 December 2023</i>				
Opening balance	1,000,000,000,000	14,108,796,294	58,920,334,944	1,073,029,131,238
Profit for the year	-	-	24,623,412,908	24,623,412,908
Allocated to compulsory reserve fund	-	1,231,170,645	(1,231,170,645)	-
Appropriation to bonus and welfare fund	-	-	(720,334,944)	(720,334,944)
Closing balance	<u>1,000,000,000,000</u>	<u>15,339,966,939</u>	<u>81,592,242,263</u>	<u>1,096,932,209,202</u>
<i>For the fiscal year ended 31 December 2024</i>				
Opening balance	1,000,000,000,000	15,339,966,939	81,592,242,263	1,096,932,209,202
Profit for the year	-	-	11,532,622,044	11,532,622,044
Allocated to compulsory reserve fund (i)	-	576,631,102	(576,631,102)	-
Appropriation to bonus and welfare fund (ii)	-	-	(392,242,263)	(392,242,263)
Closing balance	<u>1,000,000,000,000</u>	<u>15,916,598,041</u>	<u>92,155,990,942</u>	<u>1,108,072,588,983</u>

- (i) Compulsory reserve fund is allocated from profit after tax at the rate of 5% until its balance is equal to 10% of the charter capital as stipulated in Article 54, Decree No. 46/2023/ND-CP dated 01 July 2023 of the Government.
- (ii) During the year, the Corporation appropriated to bonus and welfare fund according to the Resolution of the Annual General Meeting of Shareholders No. 01/2024/NQ-DHDCD dated 25 April 2024.

Details of owner's contributed capital

The Corporation's shareholder structure as at 31 December 2024, is as follows:

	Contributed capital	Contributed capital ratio
	VND	%
DB Insurance Co., Ltd	750,000,000,000	75
Handicraft and Art articles Export-import Corporation	115,500,000,000	12
Other investors	134,500,000,000	13
	<u>1,000,000,000,000</u>	<u>100</u>

Owners' capital contribution as at 31 December 2023 has been made by organizations and individuals with individual ownership ratio not greater than 5%/shareholder.

18. INSURANCE PREMIUM

	Current year VND	Prior year VND
Direct insurance premium	2,897,995,523,599	2,548,758,693,717
Property insurance and casualty insurance	87,903,462,179	82,789,283,523
Hull and P&I insurance	82,856,776,571	61,427,951,849
Cargo insurance	100,802,495,999	71,188,790,389
Health and personal accident insurance	547,950,612,731	417,566,783,287
Motor vehicle insurance	1,806,215,113,662	1,708,910,733,325
Fire insurance	242,205,936,034	187,124,556,735
Aviation insurance	63,130,275	(276,346,548)
General liability insurance	23,808,652,173	17,913,983,717
Business interruption insurance	6,189,343,975	2,112,957,440
Deductions from direct premium	(3,101,135,655)	(1,508,930,923)
Inward reinsurance premium	63,330,772,677	57,060,246,219
Property insurance and casualty insurance	29,718,326,330	24,523,875,241
Hull and P&I insurance	727,821,628	53,256,544
Cargo insurance	72,681,195	802,790,270
Health and personal accident insurance	13,192,803,596	8,663,440,994
Motor vehicle insurance	4,020,812,050	11,881,953,961
Fire insurance	13,921,472,749	10,181,924,628
Aviation insurance	165,582,543	273,216,202
General liability insurance	1,120,563,874	559,728,812
Business interruption insurance	390,708,712	120,059,567
Deductions from inward reinsurance premium	(134,079,494)	(51,688,165)
Increase in unearned premium reserves for direct and inward reinsurance	(163,900,012,221)	(100,034,721,461)
	2,794,191,068,906	2,504,223,599,387

19. OUTWARD REINSURANCE PREMIUM

	Current year VND	Prior year VND
Total outward reinsurance premium	1,010,454,415,251	1,152,343,587,986
Property insurance and casualty insurance	45,672,040,447	63,737,087,967
Hull and P&I insurance	59,439,091,540	46,370,510,575
Cargo insurance	19,570,100,852	28,353,973,935
Health and personal accident insurance	321,171,660,529	224,029,849,506
Motor vehicle insurance	373,938,065,353	646,814,958,663
Fire insurance	179,006,941,615	137,490,486,165
Aviation insurance	(56,163,344)	(270,601,776)
General liability insurance	6,047,233,977	3,996,985,864
Business interruption insurance	5,665,444,282	1,820,337,087
Decrease/(increase) in unearned premium reserves for outward reinsurance	74,942,294,962	(161,319,242,962)
	1,085,396,710,213	991,024,345,024

20. COMMISSION INCOME FROM OUTWARD REINSURANCE

	Current year VND	Prior year VND
Commission from outward reinsurance	324,840,279,779	271,044,752,674
Commission deductibles	(88,653,325,728)	(29,954,982,456)
	236,186,954,051	241,089,770,218

21. TOTAL CLAIM SETTLEMENT EXPENSES

	Current year VND	Prior year VND
Total claim settlement expenses	1,053,524,236,657	1,114,517,948,784
Property insurance and casualty insurance	23,545,191,598	28,944,574,436
Hull and P&I insurance	30,238,389,272	22,477,753,676
Cargo insurance	14,637,138,787	27,945,421,367
Health and personal accident insurance	131,836,638,677	75,254,501,124
Motor vehicle insurance	826,147,731,044	926,672,316,085
Fire insurance	25,787,317,790	25,774,121,539
Aviation insurance	70,281,730	762,455,239
General liability insurance	1,236,294,039	6,565,846,234
Business interruption insurance	25,253,720	120,959,084
Deductions from claim settlement expenses	(4,962,493,761)	(6,620,256,721)
Claims receipts from ceded policies	(383,926,644,837)	(431,392,385,051)
Increase/(decrease) in claim reserves for direct insurance and inward reinsurance	654,618,293,809	(171,617,073,403)
(Increase)/decrease in claim reserve for outward reinsurance	(525,820,280,309)	61,549,923,405
	793,433,111,559	566,438,157,014

22. OTHER EXPENSES FOR INSURANCE ACTIVITIES

	Current year VND	Prior year VND
Commission expense	152,924,187,273	112,005,994,603
Insurance acquisition expense	793,705,556,168	853,959,756,204
Expense for insured risk assessment	33,556,773	87,786,931
Agents management expense	81,679,394,736	47,580,891,748
Expense for risk limitation	1,343,158,595	1,024,289,008
Others	354,935,431,194	259,549,902,168
	1,384,621,284,739	1,274,208,620,662

23. FINANCIAL INCOME

	Current year	Prior year
	VND	VND
Deposit interest	147,931,055,703	87,833,011,950
Foreign exchange gain	1,723,016,532	3,515,370,327
Gain from trading securities	-	72,885,073,375
Income from business cooperation contracts	-	19,119,452,055
Dividend, profit received	90,780,000	2,572,033,100
	149,744,852,235	185,924,940,807

24. FINANCIAL EXPENSES

	Current year	Prior year
	VND	VND
Interest expense	607,220,409	-
Payment discount expense	1,757,741,312	-
Foreign exchange loss	3,019,120,703	619,660,773
(Reversal) of provision for investment devaluation	(1,677,425,536)	(498,996,979)
Other financial expense	2,321,686	192,115,215
	3,708,978,574	312,779,009

25. GENERAL AND ADMINISTRATION EXPENSES

	Current year	Prior year
	VND	VND
a) General and administration expenses by item		
Labor	219,130,969,779	197,579,307,222
Office equipment expense	9,267,910,023	8,866,282,036
Depreciation and amortization	2,674,412,980	3,097,975,160
Taxes, fees and charges	2,283,444,082	1,389,789,077
Appropriation of provision expenses	1,503,530,684	365,435,929
Out-sourced services	76,046,650,360	70,138,530,529
Other monetary expenses	1,880,813,864	2,762,819,576
	312,787,731,772	284,200,139,529

	Current year	Prior year
	VND	VND
b) General and administration expenses business activities		
Insurance business activities	305,482,609,735	267,776,913,663
Financial activities	7,255,564,345	16,345,336,734
Other activities	49,557,692	77,889,132
	312,787,731,772	284,200,139,529

26. OPERATION COSTS BY NATURE

	Current year VND	Prior year VND
Cost of insurance activities	1,831,341,703,638	1,604,843,001,665
Labor costs	479,435,678,811	388,567,596,866
Office expenses	18,385,414,096	15,383,892,288
Depreciation and amortization	2,674,412,980	3,097,975,160
Taxes, fees and charges	13,054,458,182	14,430,097,018
Appropriation of provision expenses	1,503,530,684	365,435,929
Out-sourced services	122,863,473,372	104,869,310,345
Other monetary expenses	17,059,822,966	7,808,747,327
	2,486,318,494,729	2,139,366,056,598

27. CORPORATE INCOME TAX

	Current year VND	Prior year VND
Current corporate income tax expense		
Corporate income tax expense based on taxable profit in the current year	2,420,849,495	3,376,280,068
Adjustments of prior year's corporate income tax expense to the current year's corporate income tax expense	1,563,240,697	4,996,328,443
Total current corporate income tax expense	3,984,090,192	8,372,608,511

The current corporate income tax expense for the year is calculated as follows:

	Current year VND	Prior year VND
Profit before tax	15,516,712,236	32,996,021,419
Adjustments for taxable profit	(5,295,700,664)	(17,283,270,541)
- Foreign exchange (gain) arising from revaluation of cash and receivables	(338,367,399)	(114,778,432)
- Adjustment of reversed expenditures for which additional CIT is calculated	(4,866,553,265)	(14,596,459,009)
- Dividends and profits received	(90,780,000)	(2,572,033,100)
Add back: non-deductible expenses	1,883,235,905	1,168,649,463
Taxable profit	12,104,247,477	16,881,400,341
Normal tax rate	20%	20%
Corporate income tax expense based on taxable profit in the current year	2,420,849,495	3,376,280,068
Adjustments of prior year's corporate income tax expense to the current year's corporate income tax expense	1,563,240,697	4,996,328,443
Total current corporate income tax expense	3,984,090,192	8,372,608,511

28. BASIC EARNINGS PER SHARE

	Current year	Prior year (Restated)
Accounting profit after corporate income tax (VND)	11,532,622,044	24,623,412,908
Estimated appropriation to bonus and welfare funds (VND) (*)	-	(392,242,263)
Profit used to calculate basic earnings per share (VND)	11,532,622,044	24,231,170,645
Average ordinary shares in circulation for the year (share)	100,000,000	100,000,000
Basic earnings per share (VND/share)	115	242

(*) As at the reporting date, the Corporation has not yet had an official decision from the General Meeting of Shareholders on the appropriation of bonus and welfare funds from 2024's profits. The figures on appropriation to bonus and welfare funds for the year 2024 is a provisional estimate and will be adjusted when there is an official approval decision from the General Meeting of Shareholders.

Restatement of basic earnings per share

The Corporation redefines the appropriation amount to the bonus and welfare fund for the year ended 31 December 2023 at VND 392,242,236 according to the Resolution of General Meeting of Shareholders No. 01/2024/NQ-DHDCD dated 25 April 2024. Accordingly, basic earnings per share for the year ended 31 December 2023 are restated as follows:

	Prior year (Restated)	Prior year (Previously reported)
Accounting profit after corporate income tax (VND)	24,623,412,908	24,623,412,908
Estimated appropriation to bonus and welfare funds (VND)	(392,242,263)	(720,334,944)
Profit used to calculate basic earnings per share (VND)	24,231,170,645	23,903,077,964
Average ordinary shares in circulation for the year (share)	100,000,000	100,000,000
Basic earnings per share (VND/share)	242	239

29. SOLVENCY MARGIN

	Closing balance VND	Opening balance VND
I. Credit-worthiness (I=(1)-(2)-(3)-(4))	767,641,937,268	763,887,754,340
1. Difference between assets and liabilities	1,108,072,588,983	1,096,932,209,202
2. Less illiquidity of fully liquid assets	-	-
3. Less illiquidity of fully illiquid assets	248,744,017,816	133,131,458,082
4. Less illiquidity of partly illiquid assets	91,686,633,899	199,912,996,780
II. Minimum of credit-worthiness [Maximum value of (a) and (b)]	486,909,166,469	362,978,683,216
(a) 25% of total retained premium	486,909,166,469	362,978,683,216
(b) 12.5% of total direct premium and inward reinsurance premium	369,761,385,141	325,532,290,106
III. Comparison between (I) and (II)		
In absolute amount	280,732,770,799	400,909,071,124
In percentage	157.66%	210.45%

30. FINANCIAL INSTRUMENTS

Capital risk management

The Corporation manages its capital to ensure that the Corporation will be able to continue as a going concern while maximizing the return to the owner through the optimization of the debt and equity balance.

The capital structure of the Corporation consists of net debt (including loan as stated in Note 12, less cash and cash equivalents) and owner's equity (comprising of contributed capital, compulsory reserves fund and retained earnings).

Gearing ratio

The gearing ratio of the Corporation as at the balance sheet date was as follows:

	Closing balance	Opening balance
	VND	VND
Borrowings	200,000,000,000	-
Less: Cash and cash equivalents	258,225,643,573	199,243,849,337
Net debt	-	-
Equity	1,108,072,588,983	1,096,932,209,202
Net debt to equity ratio	0.0%	0.0%

Significant accounting policies

Details of the significant accounting policies and methods adopted (including the criteria for recognition, the basis of measurement, and the basis for recognition of income and expenses) for each class of financial assets, financial liabilities and equity instruments are disclosed in Note 3.

Categories of financial instruments

	Closing balance		Opening balance	
	Carrying amounts	Fair value	Carrying amounts	Fair value
	VND	VND	VND	VND
Financial assets				
Cash and cash equivalents	258,225,643,573	258,225,643,573	199,243,849,337	199,243,849,337
Trade and other receivables	567,174,750,595	567,174,750,595	1,299,159,138,389	1,299,159,138,389
Short-term investments	2,544,408,470,667	2,544,408,555,803	1,306,731,045,131	1,306,731,130,267
Long-term investments	171,990,000,000	171,990,000,000	201,990,000,000	201,990,000,000
	3,541,798,864,835	3,541,798,949,971	3,007,124,032,857	3,007,124,117,993
Financial liabilities				
Short-term loans	200,000,000,000	200,000,000,000	-	-
Trade and other payables	706,430,379,508	706,430,379,508	628,522,643,022	628,522,643,022
Accrued expenses	1,335,890,110	1,335,890,110	832,675,473	832,675,473
	907,766,269,618	907,766,269,618	629,355,318,495	629,355,318,495

The fair value of financial assets and financial liabilities is stated at the value of convertible financial instruments in a current transaction between the parties, except where required to sell or liquidation. The Corporation uses the following methods and assumptions to estimate the fair value:

- The fair value of investments is determined as presented in Note 5.
- The fair value of short-term items including cash, cash equivalents, trade receivables, other receivables, loans, trade payables, accrued expenses, and other short-term amounts is equivalent to the book value of these items due to their short or undetermined terms.
- For financial assets and financial liabilities with insufficient information in the market to determine the fair value at the reporting date, the book value of these items is shown instead of the fair value.

Financial risk management objectives

The Corporation has set up risk management system to identify and assess the risks exposed by the Corporation and designed control policies and procedures to manage those risks at an acceptable level. Risk management system is reviewed on a regular basis to reflect changes in market conditions and the Corporation's operations.

Financial risks include market risk (including foreign currency risk and price risk), credit risk, liquidity risk and insurance risk.

Market risk

The Corporation's activities expose it primarily to the financial risks of changes in foreign currency exchange rates and prices. The Corporation does not hedge these risk exposures due to the lack of active market for the trading activities of financial instruments.

Share price risk management

Shares held by the Corporation are affected by market risks arising from the uncertainty about future prices of such shares. The Corporation manages this risk exposure by setting up investment limits. The Corporation's Board of Directors also assesses and approves decisions on share investments such as operating industry, investees, etc. The Corporation assesses the share price risk to be immaterial.

Credit risk

Credit risk refers to the risk that counterparty will default on its contractual obligations resulting in financial loss to the Corporation. The Corporation has a credit policy in place and the exposure to credit risk is monitored on an on-going basis. The Corporation does not have any significant credit risk exposure to any counterparty because receivables consist of a large number of customers, spread across diverse industries and geographical areas.

Liquidity risk management

The purpose of liquidity risk management is to ensure the availability of funds to meet present and future financial obligations. Liquidity is also managed by ensuring that the excess of maturing liabilities over maturing assets in any year is kept to manageable levels relative to the amount of funds that the Corporation believes can generate within that year. The Corporation's policy is to regularly monitor current and expected liquidity requirements to ensure that the Corporation maintains sufficient reserves of cash and adequate committed funding from its owner to meet its liquidity requirements in the short and longer terms.

The following table details the Corporation's remaining contractual maturity for its non-derivative financial assets and financial liabilities with agreed repayment periods. The table has been drawn up based on the undiscounted cash flows of financial assets and undiscounted cash flows of financial liabilities based on the earliest date on which the Corporation can be required to pay. The inclusion of information on non-derivative financial assets is necessary in order to understand the Corporation's liquidity risk management as the liquidity is managed on a net asset and liability basis.

	Less than 1 year	More than 1 year	Total
	VND	VND	VND
Closing balance			
Cash and cash equivalents	258,225,643,573	-	258,225,643,573
Trade and other receivables	567,174,750,595	-	567,174,750,595
Short-term financial investments	2,544,408,470,667	-	2,544,408,470,667
Long-term financial investments	-	171,990,000,000	171,990,000,000
	3,369,808,864,835	171,990,000,000	3,541,798,864,835
Closing balance			
Borrowings	200,000,000,000	-	200,000,000,000
Trade and other payables	706,430,379,508	-	706,430,379,508
Accrued expenses	1,335,890,110	-	1,335,890,110
	907,766,269,618	-	907,766,269,618
Net liquidity gap	2,462,042,595,217	171,990,000,000	2,634,032,595,217

	Less than 1 year VND	More than 1 year VND	Total VND
Opening balance			
Cash and cash equivalents	199,243,849,337	-	199,243,849,337
Trade and other receivables	1,299,159,138,389	-	1,299,159,138,389
Short-term financial investments	1,306,731,045,131	-	1,306,731,045,131
Long-term financial investments	-	201,990,000,000	201,990,000,000
	2,805,134,032,857	201,990,000,000	3,007,124,032,857
Opening balance			
Trade and other payables	628,522,643,022	-	628,522,643,022
Accrued expenses	832,675,473	-	832,675,473
	629,355,318,495	-	629,355,318,495
Net liquidity gap	2,175,778,714,362	201,990,000,000	2,377,768,714,362

The Board of Management assessed the liquidity risk at low level. The Board of Management believes that the Corporation will be able to generate sufficient funds to meet its financial obligations as and when they fall due.

Insurance risk

A risk arising from any insurance contract is the possibility that the insured event occurs and the uncertainty of the amount of the claims payments. As the nature of an insurance contract, this risk is random and therefore unpredictable.

To achieve the goal of managing insurance risk, the Corporation has established and applied a full range of risk assessment processes before accepting insurance, insurance risk transfer processes (reinsurance), damage assessment processes and claim settlement processes.

For premium operations, the Corporation has diversified the types of insurance services, insurance products as well as geographical areas to minimize concentrations of insurance risk. Besides, the Corporation has also applied different criteria in risk selection, implemented various measures in risk assessment to build an appropriate premium level. The Corporation does not accept insurance risks that highly likely occur or are subject to self-interested profit-maximizing behaviours.

For insurance risks accepted for the year ended 31 December 2024, the Corporation redefined the premium rates applicable to each risk group based on historical loss statistics and forecast the trend of risks, inflation, level of industry competition and related regulations.

- With regard to the risk groups having increasing rates of losses and premiums, the Corporation will only accept insurance risk if the insured accepts to increase the premium correspondingly or limit the insurance coverage and increase deductibles;
- With regard to the risk groups having loss rate increasing but still at an acceptable level and ensuring insurance profit, the Corporation has adopted a policy on increasing the proportion of acceptable insurance risk to have its market share risen, and also takes advantage of cash inflows from insurance premiums for the purpose of investments.

The Corporation has also conducted thorough and strict measures to transfer insurance risks to other insurance companies in order to minimize the risks which may occur but still ensure the effectiveness of insurance businesses through building a reasonable level of retained premium for each type of insurance products, reinsurance arrangements and co-insurances.

The Corporation has been undertaking the policy on the acceleration of the damage assessment and settlement of compensation to minimize the risks which may arise during the compensation assessment process, such as exchange rate risk, inflation risk, increased loss risk, ethical risk, etc. The damage assessment and compensation settlement are conducted by the Corporation at two different levels depending on the complexity and nature of damage:

- For large and complicated cases, the damage assessment and compensation settlement will be conducted at the Corporation's office;
- For small motor vehicle insurance cases in Hanoi and Ho Chi Minh City shall be processed by the Northern and Southern Regional Customer Care and Motor Vehicle Assessment Representative Offices. For small motor vehicle claims in other regions, as well as other types of insurance claims where member companies possess adequate experience and resources, the respective member companies shall be responsible for processing such claims.

31. RELATED PARTY TRANSACTIONS AND BALANCES

List of related parties with material transactions and balances:

<u>Related party</u>	<u>Relationship</u>
DB Insurance Co., Ltd	The Parent Company (from 31 January 2024)
Sai Gon - Hanoi Insurance Corporation	Related party of the Parent Company (from 19 February 2024)
Post and Telecom Communication Joint Stock Insurance Corporation	Related party of the Parent Company (from 31 January 2024)

During the year, the Corporation engaged in the following key transactions with related parties:

	<u>Current year</u>
	VND
DB Insurance Co., Ltd	
Inward reinsurance premium	158,481,224
Outward reinsurance premium	40,837,086
Sai Gon - Ha Noi Insurance Corporation	
Direct insurance premium	32,665,689,245
Inward reinsurance premium	2,504,279,464
Outward reinsurance premium	4,790,965,878
Commission income from outward reinsurance	1,139,194,195
Other income from insurance activities	28,653,180
Claims receipts from ceded policies	327,677,308
Commission expense from inward reinsurance	600,430,690
Claim expense from inward reinsurance	102,112,000
Co-insurance management expense	440,763,186
Post and Telecom Communication Joint Stock Insurance Corporation	
Direct insurance premium	3,572,212,170
Inward reinsurance premium	7,688,501
Outward reinsurance premium	60,455,047
Commission income from outward reinsurance	9,446,257
Other income from insurance activities	968,309
Commission expense from inward reinsurance	1,845,240
Co-insurance administration expenses	10,689,756

Material balances with related parties at the balance sheet date are as follows:

	<u>Closing balance</u>
	VND
DB Insurance Co., Ltd	
Payables	117,644,138
Sai Gon - Ha Noi Insurance Corporation	
Receivables	2,207,830,875
Payables	5,399,568,203
Post and Telecom Communication Joint Stock Insurance Corporation	
Receivables	332,736,143
Payables	399,987,059

Remuneration paid to the Corporation's Board of Directors, Board of Management and Supervisory Board during the year was as follows:

	Current year VND	Prior year VND
<u>Board of Directors</u>		
Mr. Le Tuan Dung (from 23 May 2024)	1,895,758,083	-
Ms. Le Thi Ha Thanh (to 05 September 2024)	1,191,095,592	3,080,416,202
Mr. Nghiem Xuan Thai (from 16 March 2024)	1,982,050,000	-
Mr. Nguyen Thanh Quang (to 16 March 2024)	605,509,869	2,605,397,927
Mr. Tran Sy Tien (to 25 April 2024)	53,333,333	158,666,663
Ms. Nguyen Dieu Trinh (from 01 January 2024 to 25 April 2024 and from 25 April 2024 to 06 September 2024))	213,333,330	158,666,663
Ms. Nguyen Quynh Trang (from 30 June 2023 to 25 April 2024)	53,333,333	78,666,665
<u>Board of Management</u>		
Ms. Tao Thi Thanh Hoa	1,372,905,441	1,440,397,756
Mr. Pham Huy Khiem (from 16 March 2024)	1,086,028,295	-
Mr. Ngo Hong Khoa	1,412,937,512	1,383,700,000
Mr. Le Manh Cuong	714,237,918	702,743,649
Mr. Le Huu Phuoc (to 01 September 2023)	-	160,000,000
<u>Supervisory Board</u>		
Ms. Cao Thu Hien (from 26 April 2024)	640,409,900	-
Ms. Nguyen Thi Thu Huyen	341,020,164	816,000,242
Mr. Ngo Hong Minh (to 25 April 2024)	31,111,111	92,555,558
Ms. Nguyen Thi Thu Huong (to 25 April 2024)	31,111,111	92,555,558

VIETNAM NATIONAL AVIATION INSURANCE CORPORATION
NOTES TO THE FINANCIAL STATEMENTS (Continued)

FORM B09-DNPNT

32. SUMMARY OF CLAIM SITUATION

Year of losses	2020	2021	2022	2023	2024	Accumulated claim reserve/ paid claim amount accumulated to the current year
	VND	VND	VND	VND	VND	VND
Accumulated claim reserve amount						
At the end of year of losses	754,125,231,445	734,800,423,668	1,136,196,802,290	964,446,987,289	1,686,559,262,361	1,686,559,262,361
After 1 year	747,590,367,465	720,465,368,909	1,158,820,452,524	1,009,237,405,163	-	1,009,237,405,163
After 2 years	708,525,450,957	712,446,252,389	1,143,569,106,022	-	-	1,143,569,106,022
After 3 years	705,621,980,073	709,364,434,253	-	-	-	709,364,434,253
After 4 years	704,339,026,034	-	-	-	-	704,339,026,034
Claim reserve amount accumulated to the current year (1)	704,339,026,034	709,364,434,253	1,143,569,106,022	1,009,237,405,163	1,686,559,262,361	5,253,069,233,833
Accumulated paid claim amount						
At the end of year of losses	462,098,856,886	488,758,961,002	766,531,199,733	752,787,598,270	788,404,619,126	788,404,619,126
After 1 year	629,285,554,730	666,800,355,616	1,067,373,516,110	951,953,318,290	-	951,953,318,290
After 2 years	660,176,146,366	686,977,378,825	1,107,398,167,396	-	-	1,107,398,167,396
After 3 years	674,291,029,663	693,399,419,083	-	-	-	693,399,419,083
After 4 years	675,152,684,077	-	-	-	-	675,152,684,077
Paid claim amount accumulated to the current year (2)	675,152,684,077	693,399,419,083	1,107,398,167,396	951,953,318,290	788,404,619,126	4,216,308,207,972
Total outstanding claim reserve (3)=(1)-(2)	29,186,341,957	15,965,015,170	36,170,938,626	57,284,086,873	898,154,643,235	1,036,761,025,861
Outstanding claim reserve for losses incurred in 2019 and before and outstanding inspection fees						26,637,842,232
Total outstanding claim reserve at the year-end						1,063,398,868,093

33. SUPPLEMENTAL DISCLOSURES OF CASH FLOW INFORMATION

The actual expenditure for the acquisition and construction of fixed assets and other long-term assets excludes VND 817,740,000 which was prepaid to the supplier at the beginning of the year.

The actual receipts from borrowings and repayments of borrowings during the year exclude VND 5,260,291,666 which relates to borrowings with a maturity of no more than three months and is presented on a net basis.

34. SUBSEQUENT EVENTS


According to the Resolution of the Extraordinary General Meeting of Shareholders No. 01/2025/NQ/ĐHĐCD dated 28 February 2025, Vietnam National Aviation Insurance Corporation has been renamed to DBV Insurance Corporation. As of the date of issuance of the financial statements, the name change is still pending approval from the Ministry of Finance and has not yet taken effect.



Tran Phuong Anh
Preparer



Nguyen Hoang Mai
Chief Accountant



Nghiem Xuan Thai
General Director

Hanoi, 27 March 2025

**VIETNAM NATIONAL AVIATION
INSURANCE CORPORATION**

SOCIALIST REPUBLIC OF VIETNAM
Independence – Freedom – Happiness

No: 403 /BHKK - TCKT
Subject: Explanation of the Business
Results Difference for 2024

Hà Nội, March 31, 2025

**To: - The State Security Commission of Vietnam
- The Hanoi Stock Exchange**

In accordance with the provisions of Circular No. 96/2020/TT-BTC dated November 16, 2020, by the Ministry of Finance on the disclosure of information on the securities market for large-scale public companies, the Vietnam national Aviation Insurance Corporation respectfully submits an explanation for the changes in the business results in 2024 compared to the results in 2023 as follows:

Đơn vị: Million VND

No	Indicator	2024 (Audited)	2023 (Audited)	Change (decrease)
1	Profit after tax	11,533	24,623	(13,091)

Reason:

- Due to fluctuations in the investment market in 2024, the Corporation adjusted our investment structure toward safer investment channels, resulting in a lower rate of return. This led to a decrease in the Corporation's financial revenue and profit after corporate income tax compared to the same period.

The Vietnam national Aviation Insurance Corporation respectfully reports this to the State Securities Commission and the Hanoi Stock Exchange for your information.

Sincerely!

Recipients:

- As mentioned above;
- Archive: the Accounting Department.

CHIEF EXECUTIVE OFFICER



Nghiêm Xuân Thái

**VIETNAM NATIONAL AVIATION
INSURANCE CORPORATION**

SOCIALIST REPUBLIC OF VIETNAM
Independence – Freedom – Happiness

No: 536 /BHHK - TCKT
Subject: Confirmation of the information
presented in the notes to the audited 2024
financial statements due to a drafting error

Hanoi, 25th April, 2025

To: Deloitte Vietnam Audit Company Limited

In accordance with certain disclosures in the Notes to the Audited Financial Statements for the year 2024, the Vietnam National Aviation Insurance Corporation (the 'Corporation') respectfully requests your confirmation of the information presented, which was misstated due to a drafting error in the financial statements, as follows:

Details	Amount Presented in the Audited Financial Statements	Reconfirmed Amount
	VND	VND
Note 31. Remuneration of the Board of Directors during the year		
Mrs. Nguyen Dieu Trinh	213.333.330	106.666.665

The Corporation respectfully seeks the close cooperation and timely confirmation.

Sincerely!

CHIEF EXECUTIVE OFFICER

Recipients:

- As mentioned above;
- Archive: the Accounting Department.



Nghiem Xuan Thai